


[2021] 1542



.....31064.0M /S...
~~7B3B1.52F2970A294~~.....3....2E05}EM
....310.64.0M/S4.0M/S.EM./S.....5
.....522898900EM
AP.....3BT.62F42970AC2>9<4.....
.....0.0062F42970AC2>9<4.....10

			2020
12	31		
20,800.00	13,732.65	7,067.35	
51.46%			

2020 12 31 2021 12 30

[2021] 1542

2020 12 31

5,000

91410100MA47UDFL74

2019 12 10

2019-12-10

1

	2019	12	10	70%	30%
5000					50

2

2,000.00

()

911505267830248412

2006 2 20

2006 2 20 2036 2 19

1

2006 2

2006 2 20

90.00% 10.00% 2013 3

10.00%

90.00%

,

90.00% 10.00% 2016 4 18

10%

()

2018 12 31

			24,875.50
11,142.85		13,732.65	
17,639.92		7,235.58	6,720.50
4,422.35			
2020	12	31	

1,219.49

4.90%

1

2

PPR

3

2016

5

(1)

DR1300

2016

2020

2

(3)

4

12			ZL201921387062.7	2019-8-20	
13			ZL201921386465.X	2019-8-20	
14			ZL201921386370.8	2019-8-20	

1

2016 7 2

2

(2018 10 26

)

3

2019 12 28

4

2008 10 28

5

86

6

(378)

7

(12)

8

32

9

(

[2006]274)

10

(

[2009]941

11

([2013]64

)

12

512

13

691

14

65

15

2019

39

16

12				[2017]47
13				[2017]48
14		12	—	
	2020	38		
1				
2				
1				
	2016	36		
2				
	2019	39		
3				2020 12 20
		LPR		
4				
5				
6				
1				2020
2-00938				
2	-		(76)	
3	-		([2006]18)	
4				
5	wind			
6				

1

1

2

1

=

×

2

3

SNCR

4

1
2005 10
2011

7
BOT 30
2006 2 2008 9 26
2016 3 31

B ~~AE7~~ P P

B P C_i

2

P

———— ———— BT/F1 14.04 Tf1 0 0 1 113.024p0

3

WACC

r

$$r = r_d w_d + r_e w_e$$

7

W_d

$$w_d = \frac{D}{(E + D)}$$

8

W_e

$$w_e = \frac{E}{(E + D)}$$

9

r_d

r_e

CAPM

$$r_e = r_f + \beta(r_m - r_f)$$

10

r_f

r_m

β

$$\beta = \frac{r_e - r_f}{r_m - r_f}$$

11

r_u

$$r_u = \frac{r_f + \beta(r_m - r_f)}{1 - \tau_c}$$

12

τ_c

3

4

2.

8

9

10

11

12

2020 12 31

		2020 12 31			
		B	C	D=C-B	E=D/B×100%
1		17,639.92	17,639.92	-	-
2		7,235.58	10,983.65	3,748.07	51.80
3		300.00	418.42	118.42	39.47
4		-	-	-	
5		775.50	-	-775.50	-100.00
6		386.45	34.95	-351.50	-90.96
7		5,702.80	10,459.45	4,756.65	83.41
8		761.67	-	-761.67	-100.00
9		-	-	-	
10		24,875.50	28,623.57	3,748.07	15.07
11		6,720.50	6,720.50	-	-
12		4,422.35	1,105.59	-3,316.76	-75.00
13		11,142.85	7,826.09	-3,316.76	-29.77
14		13,732.65	20,797.48	7,064.83	51.45

DCF

	2020	12	31	
20,800.00		13,732.65		7,067.35
	51.46%			
				20,800.00
			20,797.48	2.52

0.01%

1

1

2

3




BOT

.

2020 12 31

2021 12 30

之夏开正文



-
- 1.
 2. ()
 3. [2021]
- 2-00938
- 4.
 - 5.
 - 6.
 7. ()
 8. ()
 9. ()
 - 10.